



LIVING HOPE



REGION: MOROGORO

SCHOOL AVERAGE

26.4

DISTRICT: MOROGORO(M)

SUBJECT AND GRADE PERFORMANCE ANALYSIS

SUBJECT RANKING

KISWAHILI	34.5	69%	1
MATHEMATICS	26.4	53%	2
ENGLISH	25.3	51%	3
SOCIAL STUDIES	24.9	50%	4
SCIENCE	24.7	49%	5
CIVIC AND MORAL EDUCATION	22.8	46%	6

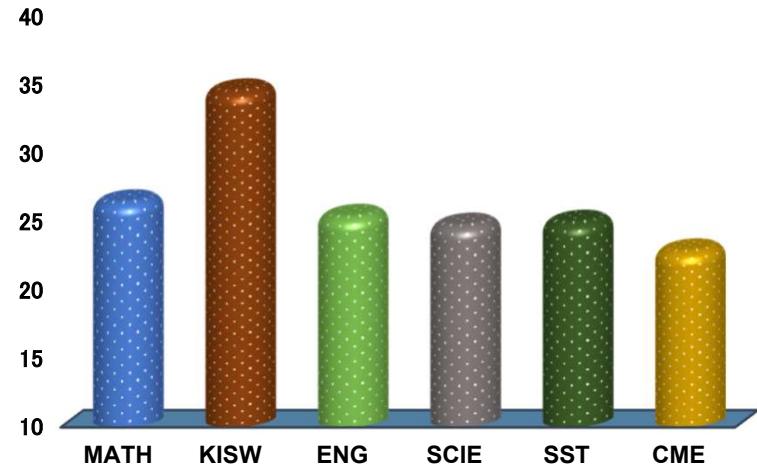
SUBJECT GRADE ANALYSIS

SUBJECT/GRADE	A	B	C	D	F
MATHEMATICS	5	17	34	11	5
KISWAHILI	9	42	20	1	0
ENGLISH	3	18	28	18	0
SCIENCE	3	17	24	21	7
SOCIAL STUDIES	0	16	33	21	2
CIVIC AND MORAL	0	11	31	23	7



OVERALL GRADE ANALYSIS

A	1	72	1%
B	20		25%
C	37		46%
D	14		17%
F	0		0%

CHART SUBJECT ANALYSIS



BOYS VS GIRLS PERFORMANCE

	SAT		SAT	72
	36		36	
	26%		26%	

REGISTERED	73	100%
SEATED	72	99%
ABSENTEES	1	1%
PASSED	58	79%
FAILED	14	19%

NO	NAME	SEX	MATH		KISW		ENG		SCI		SST		CME		TOTAL	AVG	GRADE	POS
1	DORICE PASCAL MKIWA	F	46	A	46	A	39	B	44	A	37	B	36	B	248	41.3	A	1
2	DIONISIA JOSEPH DAMIAN	F	46	A	44	A	38	B	44	A	36	B	32	B	240	40.0	B	2
3	SADICK MUSSA SADICK	M	46	A	42	A	33	B	38	B	36	B	36	B	231	38.5	B	3
4	GRACE CHARLES HIZA	F	38	B	44	A	39	B	42	A	32	B	28	C	223	37.2	B	4
5	GLORY ISHUMI OMARY	F	32	B	44	A	39	B	38	B	40	B	26	C	219	36.5	B	5
6	RAPHAEL ISAKA NYAMBABI	M	38	B	44	A	32	B	36	B	34	B	34	B	218	36.3	B	6
7	ADRIAN ALEX NEHEMIA	M	44	A	40	B	44	A	36	B	32	B	18	D	214	35.7	B	7
8	GREGORY GEORGE KILAVE	M	34	B	40	B	37	B	36	B	32	B	32	B	211	35.2	B	8
9	SAMSON SOLOMON SANGA	M	42	A	40	B	34	B	34	B	30	C	30	C	210	35.0	B	9
10	GOODLUCK GEORGE KASEMBE	M	34	B	38	B	40	B	38	B	30	C	28	C	208	34.7	B	10
11	ETHAN-EVANS EBENEZER SAUL	M	32	B	39	B	37	B	34	B	33	B	32	B	207	34.5	B	11.5
12	GLORIA JOHN LAUREAN	F	30	C	34	B	43	A	38	B	40	B	22	C	207	34.5	B	11.5
13	ELIETH EDWIN MNYONE	M	38	B	40	B	28	C	38	B	26	C	34	B	204	34.0	B	13
14	NOEL FAUSTINE MADIA	M	40	B	40	B	34	B	32	B	28	C	28	C	202	33.7	B	14
15	ELIFRIDA EMMANUEL BANZI	F	28	C	39	B	38	B	32	B	29	C	30	C	196	32.7	B	15
16	PRECIOUS SABAS MTAU	F	34	B	28	C	35	B	26	C	34	B	34	B	191	31.8	B	16
17	SAMIRI SAID JUMA	M	30	C	40	B	36	B	36	B	24	C	24	C	190	31.7	B	17
18	HALIMA MOHAMED LIPUMULA	F	22	C	44	A	25	C	34	B	28	C	36	B	189	31.5	B	18.5
19	VERENA GODFREY KUBILU	F	36	B	42	A	33	B	26	C	26	C	26	C	189	31.5	B	18.5
20	HAPPINESS PETER BUNGA	F	22	C	38	B	34	B	30	C	36	B	28	C	188	31.3	B	20
21	DORICE SESILIAN SIMON	F	36	B	35	B	29	C	18	D	40	B	28	C	186	31.0	B	21
22	GLORY GWAMAKA GABA	F	26	C	40	B	41	A	18	D	28	C	28	C	181	30.2	C	22
23	HENRY STEPHANO SHECHAMBO	M	24	C	39	B	31	B	24	C	30	C	30	C	178	29.7	C	23
24	JOHNSON JUSTINE MEENA	M	28	C	37	B	26	C	30	C	28	C	28	C	177	29.5	C	24
25	ANNAROSE FILBERT MIYINGA	F	22	C	30	C	28	C	28	C	34	B	34	B	176	29.3	C	25.5
26	ASIIMWE CLAIRE RUTAIHWA	F	28	C	40	B	31	B	13	D	32	B	32	B	176	29.3	C	25.5
27	CLARA FRANK KANYI	F	32	B	32	B	29	C	34	B	24	C	24	C	175	29.2	C	27

NO	NAME	SEX	MATH		KISW		ENG		SCI		SST		CME		TOTAL	AVG	GRADE	POS
28	ZAINABU OMARY SALEHE	F	26	C	36	B	26	C	30	C	24	C	30	C	172	28.7	C	28
29	INNOCENT NICKISON MUCHUNGUZ	M	36	B	34	B	25	C	18	D	28	C	28	C	169	28.2	C	29
30	MARION JUHUDI MAHENGE	F	32	B	34	B	22	C	24	C	24	C	30	C	166	27.7	C	30.5
31	SEVERINA PETER ARISON	F	34	B	28	C	28	C	26	C	24	C	26	C	166	27.7	C	30.5
32	ELISHAMA ROBERT MATHIAS	M	22	C	29	C	26	C	36	B	28	C	24	C	165	27.5	C	32
33	CHRIS ASHERI BRIGHT	M	28	C	39	B	18	D	28	C	28	C	20	D	161	26.8	C	33
34	RAHMA AMANI JUMA	F	22	C	30	C	27	C	34	B	32	B	15	D	160	26.7	C	34
35	MUSSA MUHAMADI MUSSA	M	34	B	33	B	26	C	18	D	24	C	24	C	159	26.5	C	35
36	ELIABARIKI MOSES MDEMWA	M	24	C	38	B	23	C	24	C	25	C	24	C	158	26.3	C	36
37	CALISTA THOMAS JOHN	F	34	B	38	B	23	C	22	C	20	D	20	D	157	26.2	C	37
38	GLORIA LUCAS STEVEN	F	30	C	42	A	26	C	14	D	24	C	20	D	156	26.0	C	38
39	ISACK BAKARI MWANDU	M	18	D	38	B	23	C	20	D	28	C	28	C	155	25.8	C	39
40	BARAKA ABDUL KISONGERA	M	22	C	37	B	21	C	26	C	28	C	18	D	152	25.3	C	40
41	IAN RIZIKI HAIDARYA	M	26	C	34	B	30	C	24	C	18	D	18	D	150	25.0	C	41
42	FREDRICK LAMECK MAFURU	M	26	C	34	B	18	D	26	C	20	D	24	C	148	24.7	C	42
43	EVANS JIMMY RINGO	M	28	C	29	C	16	D	20	D	25	C	28	C	146	24.3	C	44.5
44	JOEL ELIREHEMA AYO	M	28	C	25	C	29	C	16	D	24	C	24	C	146	24.3	C	44.5
45	NADYA YUSUPHU CHONDOMA	F	16	D	32	B	28	C	26	C	22	C	22	C	146	24.3	C	44.5
46	WINNERMIRIAM SALVATORY KUND	F	22	C	37	B	25	C	20	D	20	D	22	C	146	24.3	C	44.5
47	FRANK COASTER KIBWANA	M	16	D	33	B	28	C	28	C	16	D	24	C	145	24.2	C	47
48	ABRAHAM HEMED ABDUL	M	22	C	36	B	22	C	26	C	18	D	16	D	140	23.3	C	48
49	CATHERINE GASPAL DIMOSO	F	24	C	35	B	23	C	24	C	16	D	16	D	138	23.0	C	49
50	IBRAHIM DENIS MOSHA	M	22	C	31	B	18	D	20	D	22	C	22	C	135	22.5	C	50
51	AQLAM KONDO MWAMPEPO	M	30	C	34	B	16	D	14	D	28	C	12	D	134	22.3	C	51
52	NEEMA OSCAR TIMOTH	F	22	C	29	C	22	C	20	D	28	C	10	E	131	21.8	C	52
53	CHRISS DANIEL KAMWELA	M	28	C	37	B	10	E	26	C	18	D	10	E	129	21.5	C	53.5
54	DANIEL WILLIAM MGAYA	M	22	C	31	B	22	C	24	C	18	D	12	D	129	21.5	C	53.5
55	DANIEL BENJAMINI EMMANUEL	M	26	C	36	B	10	E	23	C	21	C	10	E	126	21.0	C	55

NO	NAME	SEX	MATH		KISW		ENG		SCI		SST		CME		TOTAL	AVG	GRADE	POS
56	HABAKUKI PETER JEREMIA	M	12	D	37	B	16	D	20	D	20	D	20	D	125	20.8	C	56.5
57	JANETH DANIEL KAMWELA	F	20	D	32	B	19	D	14	D	22	C	18	D	125	20.8	C	56.5
58	MAGRETH MWEGEGI MBITTA	F	16	D	25	C	18	D	20	D	24	C	20	D	123	20.5	C	58
59	INEZA GLORIA FABIEN	F	12	D	30	C	16	D	24	C	14	D	26	C	122	20.3	D	59
60	DORIS FREDRICK LEMA	F	20	D	23	C	19	D	24	C	16	D	18	D	120	20.0	D	60
61	MILFATH SELEMANI SALUMU	F	18	D	40	B	12	D	10	E	20	D	18	D	118	19.7	D	61
62	LEWISI ALFRED LUZEZE	M	24	C	27	C	13	D	20	D	14	D	14	D	112	18.7	D	62
63	JONATHAN DESIRE MWANGONGO	M	24	C	34	B	18	D	10	E	12	D	12	D	110	18.3	D	63.5
64	JENIPHA KAYOKA MAGUYA	F	6	E	28	C	18	D	18	D	22	C	18	D	110	18.3	D	63.5
65	KATHERIN BARAKA ELIAS	F	18	D	23	C	28	C	10	E	20	D	10	E	109	18.2	D	65
66	SHADYA RAJABU MIYOKE	F	22	C	27	C	13	D	10	E	14	D	18	D	104	17.3	D	66
67	ABDILLAH SALUM MSISI	M	10	E	29	C	16	D	10	E	19	D	18	D	102	17.0	D	67
68	JOHN DAUDI SIMWANZA	M	28	C	28	C	9	E	11	D	10	E	10	E	96	16.0	D	68
69	CATHERINE FABIANI H KALINGA	F	10	E	21	C	11	D	12	D	20	D	20	D	94	15.7	D	69
70	NURU RAMADHANI NICHOLAUS	F	8	E	26	C	17	D	8	E	16	D	8	E	83	13.8	D	70
71	DELIGHT ELIKAZA MKWIZU	F	18	D	19	D	10	E	8	E	12	D	12	D	79	13.2	D	71
72	JOSEPH HASSANI MAPESA	M	6	E	24	C	7	E	15	D	8	E	8	E	68	11.3	D	72
73	JESKA BONIFASI MTUI																	